

**Receiver**

**From**

Society  
Reference  
Address  
Phone  
Fax  
E-mail

**Pump model:** S4-3/32  
**Item n° :** 60196437

Inverter application :

**Pump data**

P2 nominal requested : 2,2 kW  
Min. fluid temperature : 0 °C  
Max. fluid temperature : 40 °C  
Max. Permitted amount of sand : 150 g/m<sup>3</sup>

**Requested data**

Flow :  
Head :  
Fluid : Water  
Fluid Temperature : 20 °C  
Density : 998,3 kg/m<sup>3</sup>  
Kinematic viscosity : 1,005 mm<sup>2</sup>/s  
Vapor pressure : 2,34 kPa

**Hydraulic data (duty point)**

Flow :  
Head :  
Efficiency :  
NPSH :  
P2 nominal requested :

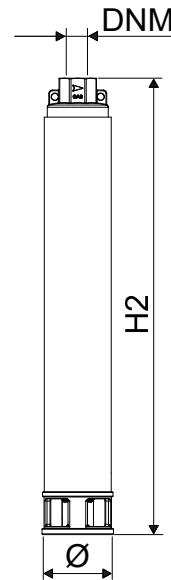
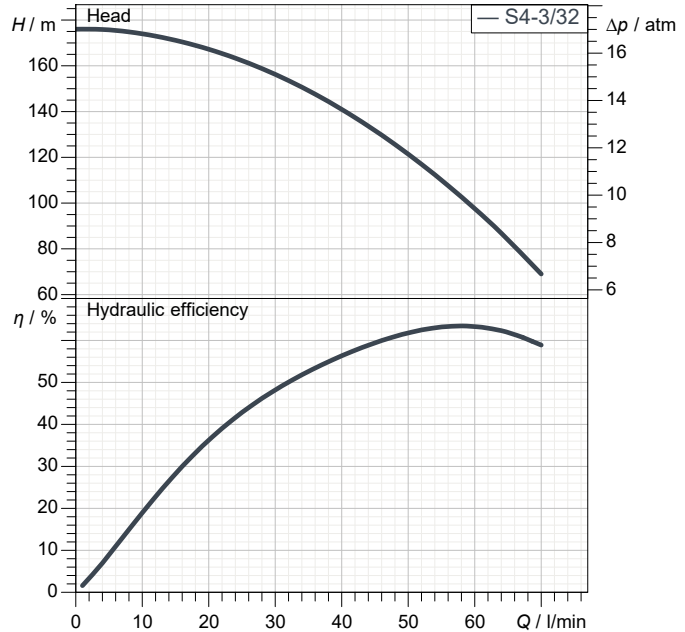
**Materials**

Lower support : Precision Cast Steel AISI 304  
Impeller : Technopolymer  
Diffuser : Technopolymer  
Screws : Stainless Steel AISI 304  
Cable sheath : Stainless Steel AISI 304  
Shaft with coupling : Stainless Steel AISI 420  
Filter : Stainless Steel AISI 304

**Motor data**

Motor type :  
Nominal power P2 :  
Rated voltage :  
Nominal current :  
Number of poles :  
Rated speed :  
Degree of protection :

**Curve tolerance according to ISO 9906**



**Weight :** 7,6 kg

**Dimensions in mm**

DNM	1"1/4 G-F				
H2	972				
Ø	99				

**Pump connection**

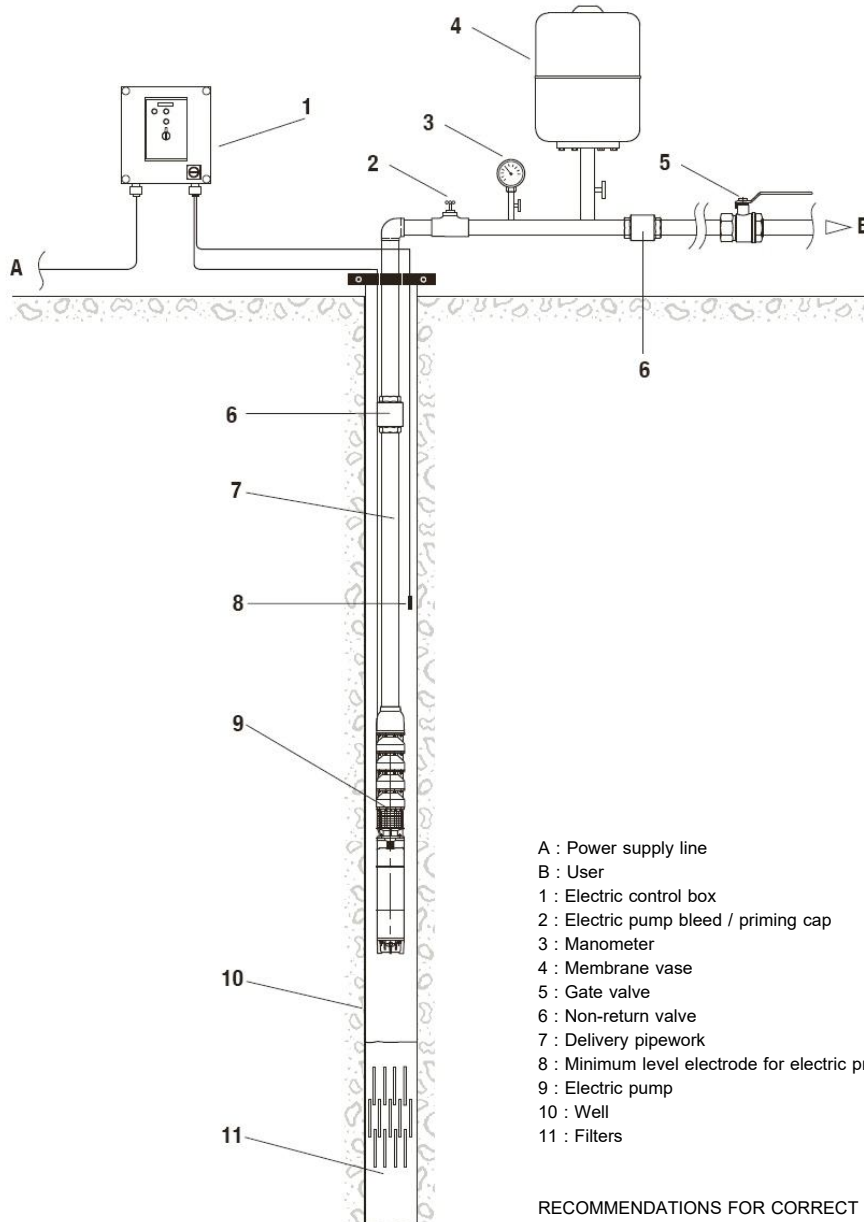
Discharge side : 1 " 1/4 G-F

Receiver

From

Society  
Reference  
Address  
Phone  
Fax  
E-mail

## Installation example without inverter



- A : Power supply line  
B : User  
1 : Electric control box  
2 : Electric pump bleed / priming cap  
3 : Manometer  
4 : Membrane vase  
5 : Gate valve  
6 : Non-return valve  
7 : Delivery pipework  
8 : Minimum level electrode for electric probe  
9 : Electric pump  
10 : Well  
11 : Filters

### RECOMMENDATIONS FOR CORRECT INSTALLATION

- Keep a minimum distance of one metre from the bottom of the well.
- Install a non-return valve at least 10 metres from the delivery outlet of the pump.
- Install further non-return valves at 30-40 metre intervals.
- Ensure a minimum cooling flow around the motor during operation (for further information refer to the motor technical data sheet).
- Ensure that the dynamic level of the water in the well is at least one metre above the pump delivery

Receiver

From

Society  
Reference  
Address  
Phone  
Fax  
E-mail

## Installation example with inverter



- A : Power supply line  
B : User  
1 : Board to inverter (ADAC)  
2 : Electric pump bleed / priming cap  
3 : Manometer  
4 : Membrane vase  
5 : Gate valve  
6 : Non-return valve  
7 : Delivery pipework  
9 : Electric pump  
10 : Well  
11 : Filters  
12 : Pressure sensor (compulsory)  
13 : Flow sensor (optional)  
14 : Control panel (only for single-phase version, for capacitor housing)

### RECOMMENDATIONS FOR CORRECT INSTALLATION

- Keep a minimum distance of one metre from the bottom of the well.
- Install a non-return valve at least 10 metres from the delivery outlet of the pump.
- Install further non-return valves at 30-40 metre intervals.
- Ensure a minimum cooling flow around the motor during operation (for further information refer to the motor technical data sheet).
- Ensure that the dynamic level of the water in the well is at least one metre above the pump delivery



# PERFORMANCE CURVES

2020-05-22

Page 4 / 5

DAB PUMPS S.p.A.  
Via Marco Polo, 14 - 35035 Mestrino (PD), Italy  
Tel. +39 049 5125000 - Fax +39 049 5125950  
www.dabpumps.com

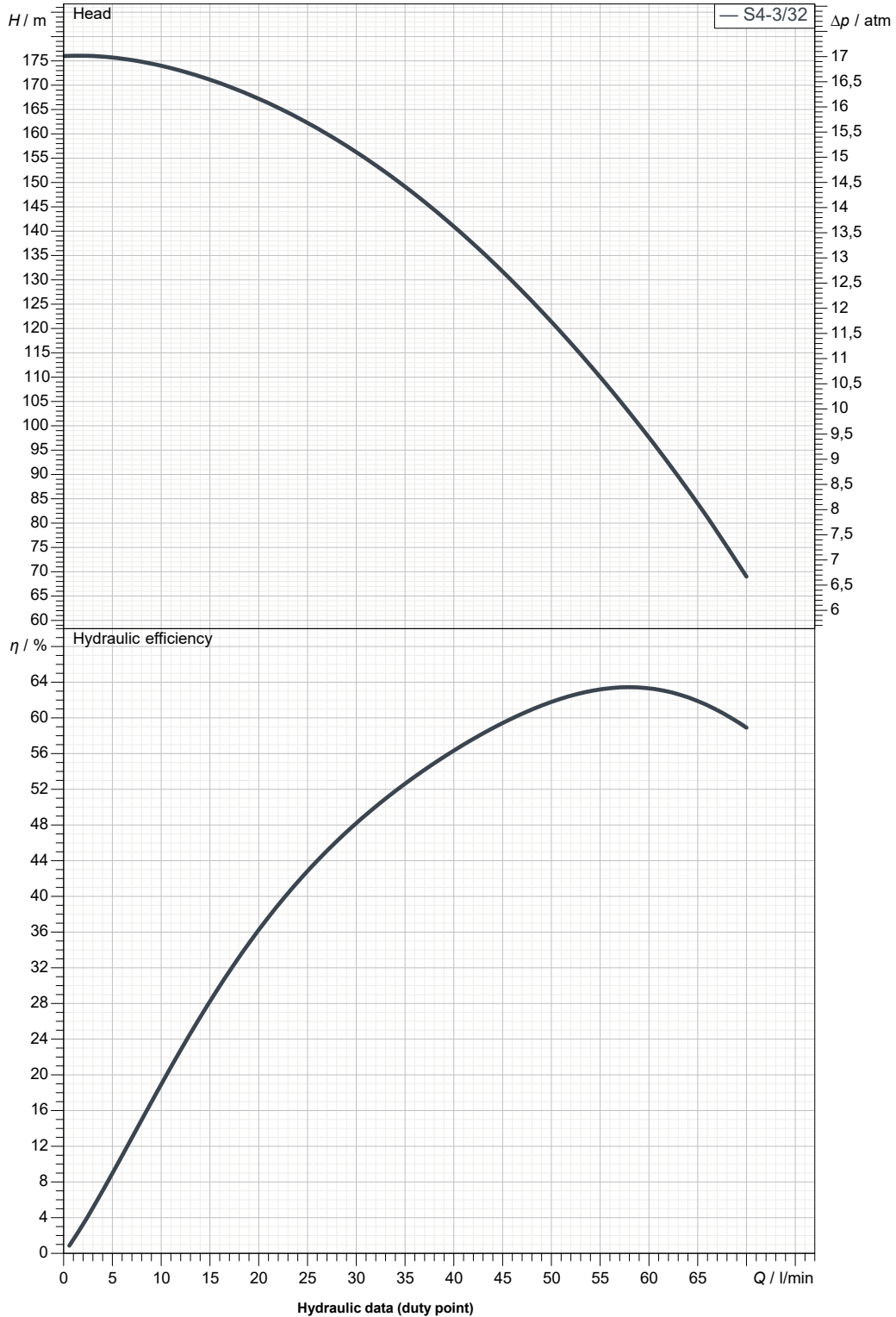
Receiver

From

Society  
Reference  
Address  
Phone  
Fax  
E-mail

**S4-3/32**

Curve tolerance according to ISO 9906



Suction side :

Discharge side :  
1" 1/4 G-F  
--

Flow :

Head :

Rated speed :

MAIN\_PROJECT\_TITLE

BUSINESS\_PROCESS\_ID

OWNER\_

ISSUE\_DATE

2020-05-22



**DIMENSIONAL DRAWING**

2020-05-22

Page 5 / 5

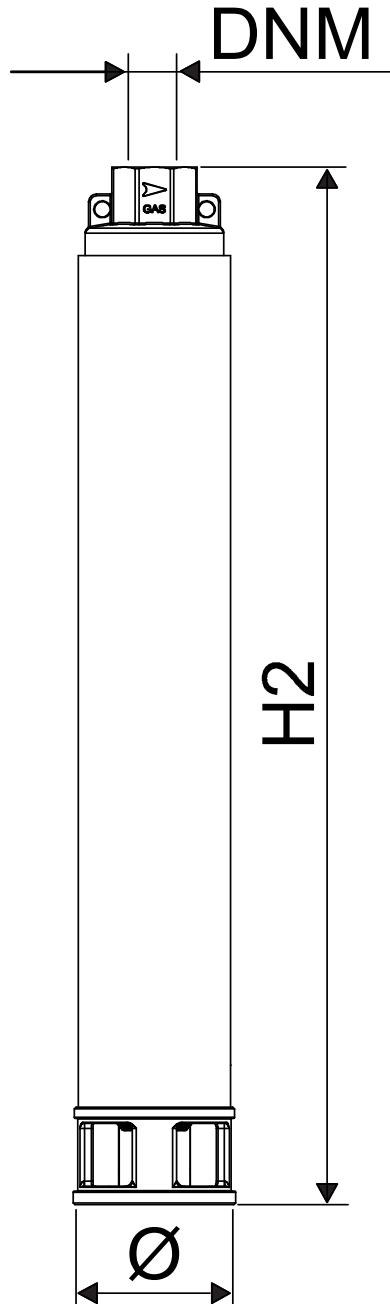
DAB PUMPS S.p.A.  
Via Marco Polo, 14 - 35035 Mestrino (PD), Italy  
Tel. +39 049 5125000 - Fax +39 049 5125950  
www.dabpumps.com

Receiver

From

Society  
Reference  
Address  
Phone  
Fax  
E-mail

S4-3/32



Dimensions in mm			Pump connection			
1	DNM	1"1/4 G-F				Suction
2	H2	972				
3	Ø	99				
4						Discharge 1" 1/4 G-F --
5						
6						
7						
8						
9						
10						
11						
12						

MAIN_PROJECT_TITLE	BUSINESS_PROCESS_ID	OWNER_	ISSUE_DATE 2020-05-22
--------------------	---------------------	--------	--------------------------